



Eclipse Module  
**385W-400W**


## BEHIND THE ECLIPSE

We challenged ourselves to push the boundaries of PV technology and pioneer new innovations in solar module design. The design of the Eclipse module takes into consideration every element that defines a perfect solar module. The culmination of our efforts is a module that is superior in performance, reliability, safety, and value.

The Eclipse module takes advantage of Seraphim's innovative module technology, using traditional solar cells to increase efficiency and reliability while reducing BOS cost. The Eclipse module bridges the gap between functionality and design, providing an elegant solution to all your solar energy needs.



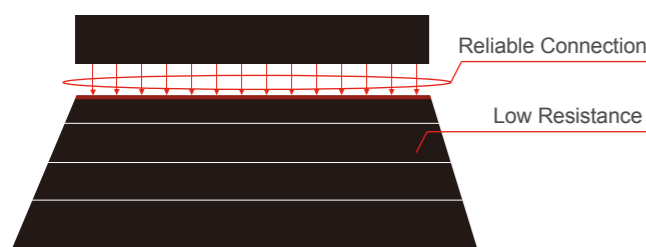
### 15% Greater Return on Projects




### 10% Reduction in BOS and Installation Cost



### Improved Reliability and Durability



### Significantly Reduced Hot-Spot Effect



### More Benefits

- Better performance under shade
- Beautifully designed
- 5400Pa Mechanical Load

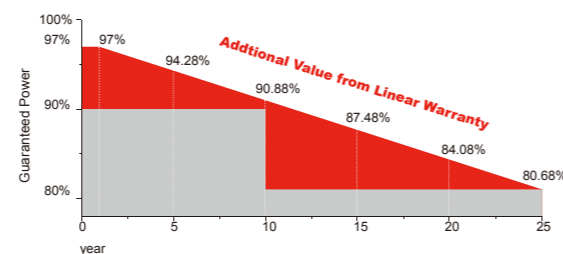
### Certifications



### Insurances



### Warranty



**10 YEARS** Guarantee on product material and workmanship  
**25 YEARS** linear power output warranty

### Electrical Characteristics

	SRP-385-E01A		SRP-390-E01A		SRP-395-E01A		SRP-400-E01A	
	STC	NOCT	STC	NOCT	STC	NOCT	STC	NOCT
Maximum Power (Pmp)	385	285	390	289	395	293	400	296
Open Circuit Voltage (Voc)	44.7	41.24	44.9	41.43	45.1	41.60	45.3	41.78
Short Circuit Current (Isc)	10.93	8.83	11.02	8.91	11.12	8.98	11.22	9.03
Maximum Power Voltage (Vmp)	36.6	34.14	36.8	34.30	37.0	34.47	37.2	34.63
Maximum Power Current (Imp)	10.52	8.35	10.60	8.43	10.68	8.50	10.76	8.55
Module Efficiency at STC(ηm)	18.93		19.26		19.42		19.66	
Power Tolerance	(0,+4.99)							
Maximum System Voltage	1000 (TÜV), 1000 (UL)							
Maximum Series Fuse Rating	20A							

STC: Irradiance 1000 W/m<sup>2</sup> module temperature 25°C AM=1.5;  
 NOCT: Irradiance 800 W/m<sup>2</sup> ambient temperature 20°C wind speed :1m/s  
 Power measurement tolerance: +/-3%

### Temperature Characteristics

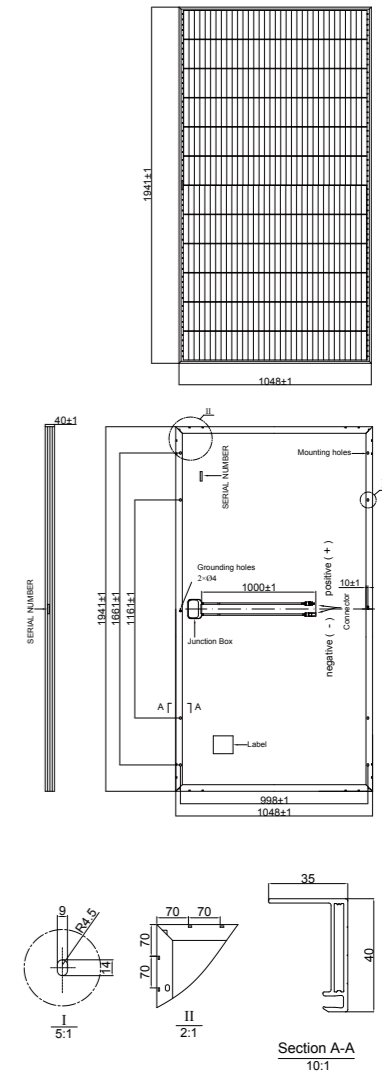
Pmax Temperature Coefficient	-0.40 %/°C
Voc Temperature Coefficient	-0.32 %/°C
Isc Temperature Coefficient	+0.05 %/°C
Operating Temperature	-40~+85 °C
Nominal Operating Cell Temperature (NOCT)	45±2 °C

### Mechanical Specifications

External Dimensions	1941x 1048x 40 mm
Weight	23 kg
Solar Cells	Mono crystalline
Front Glass	3.2 mm tempered glass, low iron
Frame	Anodized aluminium alloy
Junction Box	IP67
Output Cables	4.0 mm <sup>2</sup> , cable length: 1000 mm
Connector	MC4 Compatible
Mechanical Load	5400 Pa

### Packing Configuration

	1941x 1048x 40 mm
Container	40'HGP
Pieces per Pallet	27
Pallets per Container	22
Pieces per Container	594



### I-V Curve (SRP-385-E01A)

